

TILE SET 3 PREVIEW

THE KING'S ROAD BY PAPER REALMS



SHOWN HERE WITH BUILDINGS FROM THE MEDIEVAL VILLAGE SET 3

Assembly Instructions

Things you need:

- Heavy paper (100# cardstock or matte photo paper)
- Hobby knife
- Metal ruler

Optional:

- Foamcore
- Glue
- Black marker



PAPER REALMS

©2018 Paper Realms
All rights reserved



Using the tiles couldn't be simpler! Plan your layout and print the tiles necessary. Use a black marker to edge the tiles. This will help hide the cut edges of the paper, giving your pieces a more finished appearance.

Commonly the tiles will be made from a foamcore base. If modularity is not important, playable boards can be made quickly by mounting the tile textures to a large section of foamcore.


Use a pencil and ruler to lay out a grid on the foamcore to keep the tiles aligned properly.



Known as 'speed mounting', you can use this technique to make board sections of any size.

As a simple example, the picture to the left shows the same two boards assembled in two different ways.






For maximum modularity, mount each tile individually to foamcore. It takes more time than speed-mounting, but you will have a collection of pieces that can be assembled in any way you need.

Cut 6" square tiles, trying to keep the blade vertical as you cut.

To get the most from your tiles, you can always adhere a different texture to the back of the tile. You may decide to have certain layer options toggled differently on either side, or include commonly used tiles like straight and corner paths to the backs of less commonly used tiles.



Thank you for trying out the Kings Road tile set preview. If you like what you see, please have a look at our complete line of products at

www.paperrealms.com

Follow us on Facebook




<http://www.facebook.com/paperrealms>

And if you haven't already, check out the Cardboard Warriors forum

<http://cardboard-warriors.proboards.com/>

It's a great community of folks who share a love of crafting tabletop game aids out of paper!

Try these products by Paper Realms!



PAPER REALMS

©2018 Paper Realms
All rights reserved