


## Corridor Extras

for Okumarts' Darkfast Dungeons and  
Where No Man Has Gone Before corridors

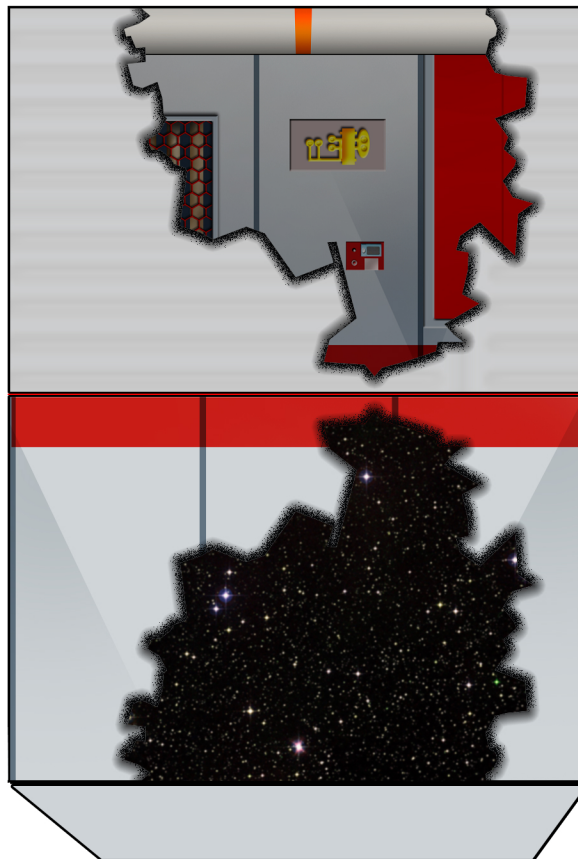
Darkfast Dungeons: Stepping Sideways



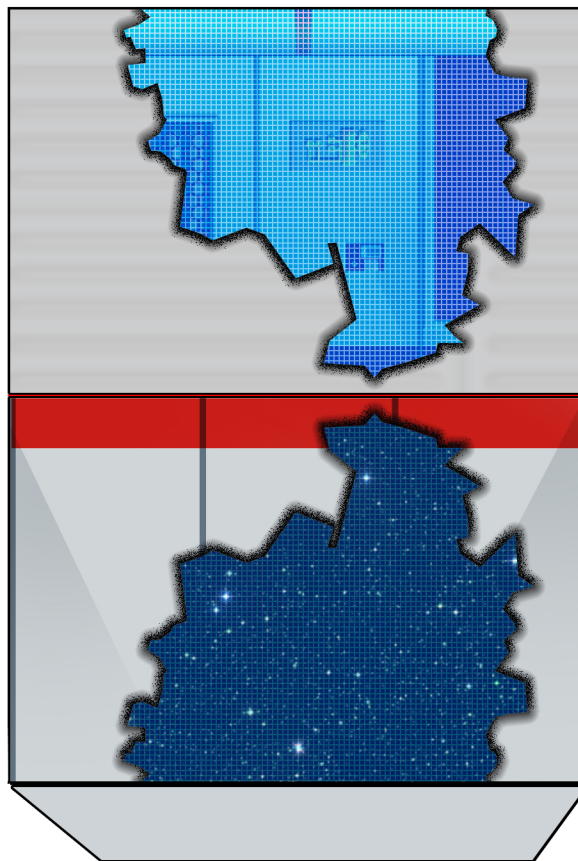
### INSTRUCTIONS

1. Print and cut out the wall pieces.
2. Fold over along the red line, and fold the floor flap 90° up.
3. The flap goes under the floor of your corridor piece.
4. Secure the wall pieces with bobby pins.

WHERE NO MAN HAS GONE BEFORE: HULL BREACH



WHERE NO MAN HAS GONE BEFORE: HULL BREACH SEALED WITH FORCE FIELD



Darkfast Dungeons & Where No Man Has Gone Before Scenery (C) Okumarts; Modifications by Shep; space image (C) NASA.gov